

## WHAT WE OFFER


- Realtime smart power monitoring via web or smartphone, ie. voltage, current, power, kWh (consumption), frequency, power factor, etc
- Monitor daily average, maximum and minimum of electrical data
- Easy to understand data via nice and clean chart or plain simple tabular data
- Live energy consumption (kWh & rupiah)
- Predictive analytics for energy consumption (ie. bills) for better forecasting
- Easy to access data spread across multiple sites/locations via map
- Notification for every anomalies that might occur (over voltage, over current, high energy consumption, etc)
- Export raw data easily (PDF/CSV)
- Open APIs for highly customized application

IPMS

Rukan Great Wall Blok A No. 9  
Green Lake City, Cipondoh  
Tangerang Kota

[www.listrik.id](http://www.listrik.id) | [info@listrik.id](mailto:info@listrik.id)

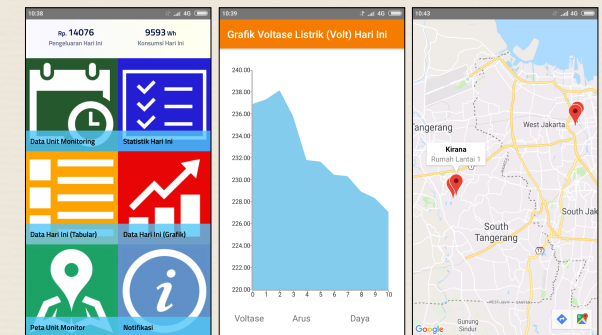
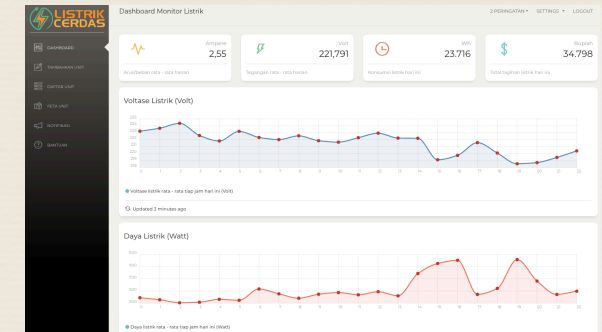
## WHY DOES INDUSTRY NEED IPMS?



- Energy is the second highest operational cost
- “Sudden” maintenance should be avoided
- Bad rough electrical wiring can pose serious risks
- Using human labor to monitor electricity/energy usage is NOT the recommended way nowadays (due to human error and time consuming)
- Pro-active monitoring to raise electricity usage awareness



## IPMS INDUSTRIAL POWER MONITORING SYSTEM



Power Monitoring System  
Designed & Developed  
For Industrial Needs.

Perfectly fits for:  
Offices, apartment, mall,  
hotels, warehouses, factories